

TRIM-TEX

DRYWALL PRODUCTS

AUSTRALIAN EDITION - 2020

THE TRIM-TEX STORY

Trim-Tex has been designing and producing the industry's finest and most innovative line of vinyl plasterboard accessory products for over 50 years. Besides being economical, vinyl plasterboard accessories are more flexible and durable than metal and will not rust, kink or dent.

Trim-Tex coined the phrase "drywall art", which accurately describes the adaptive use of materials and accessories to enhance the standard flat and squared edged world of plasterboard. Drywall art can be found in a variety of forms, including decorative archways, rounded edges, and even reveal effects such as shelves and stepped ceilings.

Trim-Tex doesn't just make decorative products. Trim-Tex is the industry leader in creating products designed to solve common plasterboard finishing problems. The patented Magic Corner solves cracking problems on inside off angle corners, cathedral and tray ceilings. In fact, Trim-Tex has acquired over 15 patents for their innovations.

Trim-Tex design engineers continually work through research and development to update and improve products and materials.

Trim-Tex provides the products to make your creative ideas come to life, from free flowing walls and ceilings to multilayered effects and more.

Design freedom is now yours to achieve.

Trim-Tex is manufactured with the environment in mind. Trim-Tex Vinyl Beads have always been produced with at least 70% recycled content. Over 99% of the punch outs and out of spec product is recycled into top quality finished goods. Trim-Tex has recycling programs in place for all corrugated, paper, skids and steel used in their operations.

Trim-Tex is committed to continue as the #1 Vinyl Plastering Bead supplier in Australia by maintaining the lead in innovation, product quality and most expansive range.





CONTENTS

AN INTRODUCTION TO TRIM-TEX	2
CORNER BEADS – SQUARE FINISH	4 - 6
CORNER BEADS – FAST EDGE	7
CORNER BEADS – BULLNOSE FINISH	8 - 10
CORNER BEADS – CHAMFER FINISH	11
CORNER BEADS – DECORATIVE FINISH	12
EXPANSION BEAD & MAGIC CORNER	13
J BEADS	14
L BEADS	15 - 17
SHADOW & REVEAL BEADS	18
SPECIALITY BEADS	19
ACCESSORIES	20
INSTALLATION ADVICE	21
RESOURCES	22




CORNER BEADS

Square Finish



CORNER BEADS 90° EXTERNAL




Corner Bead 90° Trim-Tex
Corner Bead 90° Trim-Tex

Trim-Tex Corner Beads create a dent resistant, square finished 90° corner.

Code	Nib Size	Mud Legs	Length	Ctn Qty
72-4008	2.5mm	32mm	2.4m	50
72-4010	2.5mm	32mm	3.0m	50

ARCH PLUS 90°




Arch Plus 90° External Combo Bead Trim-Tex

Arch Plus is a combination of a 90° External Bead and a 90° External Archway Bead. Remove the Tear Away strip for a 90° Archway Bead that flexes from a 250mm inside radius to a 450mm outside radius.



Code	Nib Size	Mud Legs	Length	Ctn Qty
72-4050	2.5mm	34mm	3.0m	40

ARCHWAY BEADS 90°

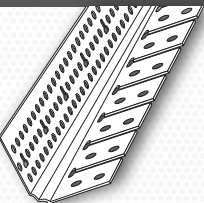


Archway Corner Bead 90° Trim-Tex
Archway Corner Bead 90° Trim-Tex

External Archway Corner Beads create free flowing, curved forms such as archways. Trim-Tex Archway flexes from a 250mm inside radius to a 450mm outside radius.

Code	Nib Size	Mud Legs	Length	Ctn Qty
72-4108	2.5mm	32mm	2.4m	50
72-4110	2.5mm	32mm	3.0m	50

ARCHWAY BEAD 90° INSIDE




Archway Corner Bead 90° Trim-Tex

Archway Corner Beads create free flowing forms. Trim-Tex Archway flexes from a 900mm inside radius to a 900mm outside radius.

Code	Nib Size	Mud Legs	Length	Ctn Qty
72-4150	2mm	25mm	3.0m	40

CORNER BEADS 135° EXTERNAL




Corner Bead Splayed 135° Trim-Tex
Corner Bead Splayed 135° Trim-Tex

Splayed External Corner Bead is used to create a brighter, more open feel. The bead flexes to fit unusual outside corner angles from 120° - 140°

Code	Nib Size	Mud Legs	Length	Ctn Qty
72-4208	2mm	32mm	2.4m	50
72-4210	2mm	32mm	3.0m	70

CORNER BEADS ADJUSTABLE INSIDE



Corner Bead Adjustable 70°-150° Inside Trim-Tex
Corner Bead Adjustable 70°-150° Inside Trim-Tex

Adjustable Inside Corner Beads produce straight and sharp inside lines. This internal corner bead adjusts between 70° - 150°.

***Not designed for structural movement.**


Code	Nib Size	Mud Legs	Length	Ctn Qty
72-4308	1.5mm	25mm	2.4m	70
72-4310	1.5mm	25mm	3.0m	70

CORNER BEADS

Square Finish



CORNER BEADS 90° INSIDE




Corner Bead 90° Trim-Tex
Corner Bead 90° Trim-Tex

Trim-Tex Inside Corner Beads create straight and sharp inside corners solving common problems like uneven framing and gapping between sheets.

Code	Nib Size	Mud Legs	Length	Ctn Qty
72-4358	2mm	25mm	2.4m	40
72-4350	2mm	25mm	3.0m	40

SLIMLINEBEAD™ 90° EXTERNAL

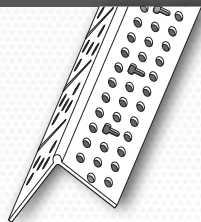


Slimlinebead™ 90° Trim-Tex
Slimlinebead™ 90° Trim-Tex

Trim-Tex *Slimlinebead™* creates lower profile 90° corners achieving a squarer finish for skirting and reducing the amount of compound required.

Code	Nib Size	Mud Legs	Length	Ctn Qty
72-6008	1.5mm	32mm	2.4m	50
72-6010	1.5mm	32mm	3.0m	50

SLIMLINEBEAD™ ARCHWAY BEAD




Slimlinebead™ Archway Bead Trim-Tex

The beads unique design minimises how much compound is required while guaranteeing a sharp finish on archways and other curved design features.

Code	Nib Size	Mud Legs	Length	Ctn Qty
72-6110	1.5mm	28mm	3.0m	50

MUD SET 90° EXTERNAL CORNER BEAD




Mud Set 90° External Corner Bead Trim-Tex
Mud Set 90° External Corner Bead Trim-Tex

Rigid Mud Set Corner Bead incorporates the strength of mud lock technology with the sharp, smooth lines created by the Trim-Tex Rigid-Beam. The specially engineered hole pattern allows compound to flow through quickly enabling the bead to self level. The result is the most impact resistant external corner bead in the Trim-Tex range.

Code	Nib Size	Mud Legs	Length	Ctn Qty
72-MSR008LP	1.3mm	42mm	2.4m	50
72-MSR010LP	1.3mm	42mm	3.0m	50

MUD SET ADJUSTABLE EXTERNAL CORNER BEAD




Mud Set Adjustable External Corner Bead Trim-Tex

Mud Set Splayed External Corner Bead has adjustable mud legs that are suitable for use on corners ranging between 115°-155°. The mud locks bond the bead to the wall giving it superior impact resistance. The I-beam design is more rigid than the traditional splayed bead creating the sharpest, smoothest splayed corner available.

Code	Nib Size	Mud Legs	Length	Ctn Qty
72-MSRS10	1.5mm	40mm	3.0m	25

MUD SET ADJUSTABLE INSIDE CORNER BEAD



Mud Set Adjustable Inside Corner Bead Trim-Tex

The Mud Set Adjustable Inside Corner Bead produces straight and sharp inside lines. The mud locks create more bonding area and the specially engineered holes enable the bead to self level. This internal corner bead adjusts between 70° - 150°

***Not designed for structural movement.**


Code	Nib Size	Mud Legs	Length	Ctn Qty
72-MS4310	1.5mm	27mm	3.0m	50

CORNER BEADS

Square Finish



RIGID LOW PROFILE CORNER BEAD 90° EXTERNAL



Rigid Low Profile Corner Bead 90° Trim-Tex


The Rigid LP Corner Bead designed with a lower profile and smaller mud leg holes reduces compound usage and the need for scraping and filling pinholes between coats. The I-beam nib design allows the bead to hold it's line while delivering a crisp sharp corner.



Code	Nib Size	Mud Legs	Length	Ctn Qty
72-R010LP	1.3mm	42mm	3.0m	45

LOW PROFILE

RIGID CORNER BEAD 90° EXTERNAL




Rigid Corner Bead 90° Trim-Tex

Rigid Corner Bead creates sharp, robust corners. The I-beam design is 3 times more rigid than the traditional corner bead creating the perfect impact resistant, 90° corner.

Code	Nib Size	Mud Legs	Length	Ctn Qty
72-R010	1.3mm	42mm	3.0m	40

RIGID ARCH BEAD 90° EXTERNAL




Rigid Archway Bead 90° Trim-Tex

Rigid Archway Corner Bead creates free flowing, curved forms including archways. This bead matches perfectly with Rigid Corner Bead for seamless transition between sharp, straight externals to archways.

Code	Nib Size	Mud Legs	Length	Ctn Qty
72-RA10	2.5mm	35mm	3.0m	40

RIGID CORNER BEAD ADJUSTABLE EXTERNAL




Rigid Corner Bead Splayed Trim-Tex

Rigid Splayed External Corner Bead creates a brighter, more open feel. The I-beam design provides the bead more rigidity than the traditional splayed bead creating the sharpest, smoothest Trim-Tex splayed corner available. The mud legs on the Splayed Corner Bead adjust from 115°-155° making this profile suitable for off angles.

Code	Nib Size	Mud Legs	Length	Ctn Qty
72-RS10	1.5mm	40mm	3.0m	40

JUMBO CORNER BEAD




Jumbo Corner Bead Trim-Tex

Jumbo Corner Bead finishes layered plasterboard or can carry across gaps formed by poor sheeting installation. These jumbo beads will also help to prevent cracking with extra surface area for additional staples or spray adhesive.



Code	Nib Size	Mud Legs	Length	Ctn Qty
72-J010	3mm	45mm	3.0m	40

SKIMCOAT CORNER BEADS 90° EXTERNAL



Skimcoat Corner Bead 90° Trim-Tex

Skimcoat Corner Bead 90° Trim-Tex

Skimcoat Corner Bead is designed for use both indoors and outdoors. It is UV stabilised and punched with slots to suit render material.




Code	Nib Size	Mud Legs	Length	Ctn Qty
72-S010	2.5mm	42mm	3.0m	40
72-S030	5mm	30mm	3.0m	35

CORNER BEADS

Fast Edge

FAST EDGE CORNER BEAD




Fast Edge Corner Bead Trim-Tex

Trim-Tex Fast Edge features a low profile sharp nose edge, no mud bump and tapered legs. Installed using mud only, staples and glue not required. No holes in the mud legs reduces mud usage and finishing time.



Code	Mud Legs	Length	Ctn Qty
72-FE10	45mm	3.0m	50

FAST EDGE PAPER CORNER BEAD

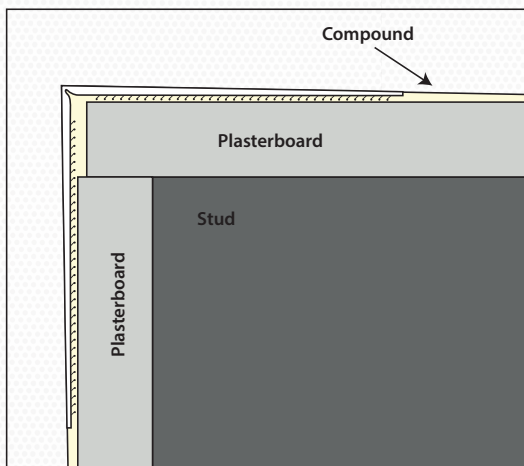


Fast Edge Paper Corner Bead Trim-Tex

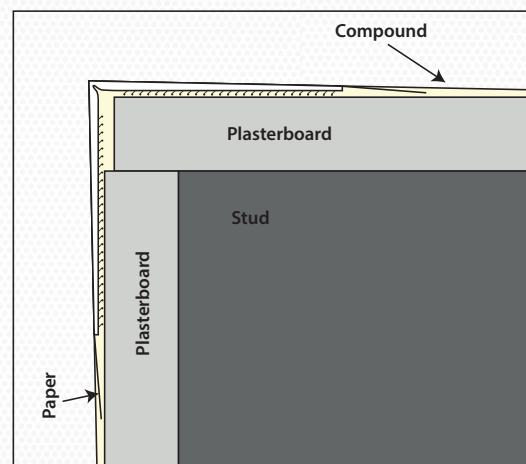
Trim-Tex Fast Edge Paper is laminated with high quality paper and features a low profile sharp nose edge, no mud bump and tapered legs. The nose also acts as a hinge to accommodate framing variances. No mud bump & tapered edges reduce the amount of compound needed.



Code	Mud Legs	Length	Ctn Qty
72-FEP10	47mm	3.0m	50



Fast Edge Corner Bead



Fast Edge Paper Corner Bead




Tapepro Automatic Finishing Tools for Installation



CORNER BEADS

Bullnose Finish

10mm BULLNOSE CORNER BEADS 90° EXTERNAL




Bullnose Corner Bead 90° Trim-Tex
Bullnose Corner Bead 90° Trim-Tex

Bullnose Corner Beads soften sharp edges for a more contemporary look. Trim-Tex Bullnose Beads are impact resistant making them perfect for high traffic areas where a softer appearance is desired.

Code	Bullnose	Mud Legs	Length	Ctn Qty
72-35008	10mm	28mm	2.4m	35
72-35010	10mm	28mm	3.0m	35

10mm BULLNOSE ARCH BEADS 90°




Bullnose Corner Bead 90° Archway Trim-Tex

Bullnose Archway Beads create free flowing, curved forms with a soft, rounded edge. Trim-Tex Bullnose Archway flexes from a 375mm inside radius to a 600mm outside radius.

Code	Bullnose	Mud Legs	Length	Ctn Qty
72-35020	10mm	27mm	3.0m	25

10mm BULLNOSE CORNER BEADS 135° EXTERNAL




Bullnose Corner Bead 135° Trim-Tex
Bullnose Corner Bead 135° Trim-Tex

Bullnose Splayed Corner Beads suit unusual outside corners, softening the appearance and creating contemporary appeal.

Code	Bullnose	Mud Legs	Length	Ctn Qty
72-35038	10mm	22mm	2.4m	35
72-35030	10mm	22mm	3.0m	35

MUD SET 90° 10mm BULLNOSE 90° CORNER BEAD

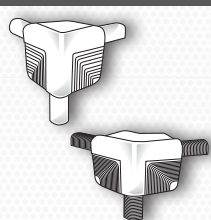


Mud Set 90° Bullnose Corner Bead 90° Trim-Tex

Mud Lock technology meets impact resistant Trim-Tex Bullnose. Create corners and features with soft edges that will stand up to even extreme impacts. *Mud Set* Bullnose Beads are an excellent solution for high traffic areas.

Code	Bullnose	Mud Legs	Length	Ctn Qty
72-MS35010	10mm	22mm	3.0m	40

10mm BULLNOSE CORNER PIECES



Bullnose 3 Way Outside Corner Piece Trim-Tex
Bullnose Splayed 3 Way Outside Corner Piece Trim-Tex

Bullnose 3 Way Corner Pieces are used for seamlessly finishing three 10mm Bullnose Corner Beads.

- 72-0923 finishes three 90° external corners into a smooth 90° outside angle.
- 72-0921 finishes two 90° external corners and one 135° creating a soft, off angle finish.

Code	Bullnose	Ctn Qty
72-0923	10mm	1
72-0921	10mm	1

10mm BULLNOSE MITRE MARKER



Bullnose Mitre Marker Trim-Tex

The Bullnose Mitre Marker eliminates guess work allowing you to mark, cut and create perfect 90° and 135° inside corners.

Code	Bullnose	Ctn Qty
72-0922	10mm	1



CORNER BEADS

Bullnose Finish

10mm BULLNOSE SPLICER	Code	Bullnose	Ctn Qty
-----------------------	------	----------	---------




Bullnose Splicer Trim-Tex

Join two pieces of 10mm Bullnose Corner Bead using the Bullnose Splicer. Apply adhesive to the inside of both bead pieces and snap the Splicer into place for the perfect join.

72-0924	10mm	1
---------	------	---

19mm BULLNOSE CORNER BEADS 90° EXTERNAL	Code	Bullnose	Mud Legs	Length	Ctn Qty
---	------	----------	----------	--------	---------




Bullnose Corner Bead 90° Trim-Tex
Bullnose Corner Bead 90° Trim-Tex

Bullnose Corner Beads soften sharp edges for a more contemporary look. Trim-Tex Bullnose Beads are impact resistant making them suitable for high traffic areas where a softer appearance is desired.

72-7008	19mm	22mm	2.4m	35
72-7010	19mm	22mm	3.0m	35

19mm BULLNOSE ARCH BEAD 90°	Code	Bullnose	Mud Legs	Length	Ctn Qty
-----------------------------	------	----------	----------	--------	---------

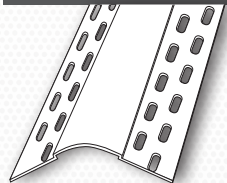


Bullnose Corner Bead Archway Trim-Tex

Bullnose Archway Beads create free flowing, curved forms such as archways with a smooth, rounded edge. Trim-Tex Bullnose Archway flexes from a 375mm inside radius to a 500mm outside radius.

72-7110	19mm	22mm	3.0m	35
---------	------	------	------	----

19mm BULLNOSE CORNER BEAD 135° EXTERNAL	Code	Bullnose	Mud Legs	Length	Ctn Qty
---	------	----------	----------	--------	---------




Bullnose Corner Bead 135° Trim-Tex
Bullnose Corner Bead 135° Trim-Tex

Bullnose Splayed Corner Beads suit unusual outside corners, softening their appearance and creating contemporary appeal.

72-7308	19mm	22mm	2.4m	35
72-7310	19mm	22mm	3.0m	35

19mm BULLNOSE CORNER BEAD 90° INSIDE	Code	Bullnose	Mud Legs	Length	Ctn Qty
--------------------------------------	------	----------	----------	--------	---------

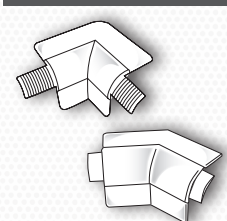


Bullnose Inside Corner Bead Trim-Tex

Bullnose Inside Corner Bead is designed to round a 90° inside corner.

72-7210	19mm	22mm	3.0m	35
---------	------	------	------	----

19mm BULLNOSE 2 WAY CORNER PIECES	Code	Bullnose	Ctn Qty
-----------------------------------	------	----------	---------



Bullnose 2 Way Corner Piece Trim-Tex
Bullnose 135° 2 Way Corner Piece Trim-Tex

19mm Bullnose Corner Pieces are used for seamlessly finishing two Bullnose Corner Beads.

- 72-0903 finishes two 90° external corners into a square 90° angle.
- 72-0912 finishes two 90° external corners into a 135° internal angle.

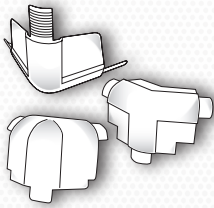
72-0903	19mm	1
72-0912	19mm	1



CORNER BEADS

Bullnose Finish

19mm BULLNOSE 3 WAY CORNER PIECES



- Bullnose 3 Way Outside Corner Piece Trim-Tex**
- Bullnose 135° 3 Way Outside Corner Piece Trim-Tex**
- Bullnose 3 Way Inside Corner Piece Trim-Tex**

Code	Bullnose	Ctn Qty
72-0904	19mm	1
72-0911	19mm	1
72-0905	19mm	1

19mm Bullnose Corner Pieces are used for seamlessly finishing three Bullnose Corner Beads.
 – 72-0904 finishes three 90° external corners into a smooth 90° outside angle.
 – 72-0911 finishes two 90° external corners and one splayed external into a external off angle.
 – 72-0905 finishes three 90° internal corners into a smooth 90° outside angle.

19mm BULLNOSE ADAPTOR

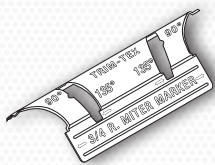


Bullnose Adaptor Trim-Tex

Code	Bullnose	Length	Ctn Qty
72-0917	19mm	140mm	1

The Bullnose Adaptor joins to and transitions 19mm Bullnose External corners to a square bottom corner assisting with skirting installation.

19mm BULLNOSE MITRE MARKER




Bullnose 19mm Mitre Marker Trim-Tex

Code	Bullnose	Ctn Qty
72-0932	19mm	1

The Bullnose Mitre Marker eliminates guess work allowing you to mark, cut and create perfect 90° and 135° inside corners.

19mm BULLNOSE SPLICER



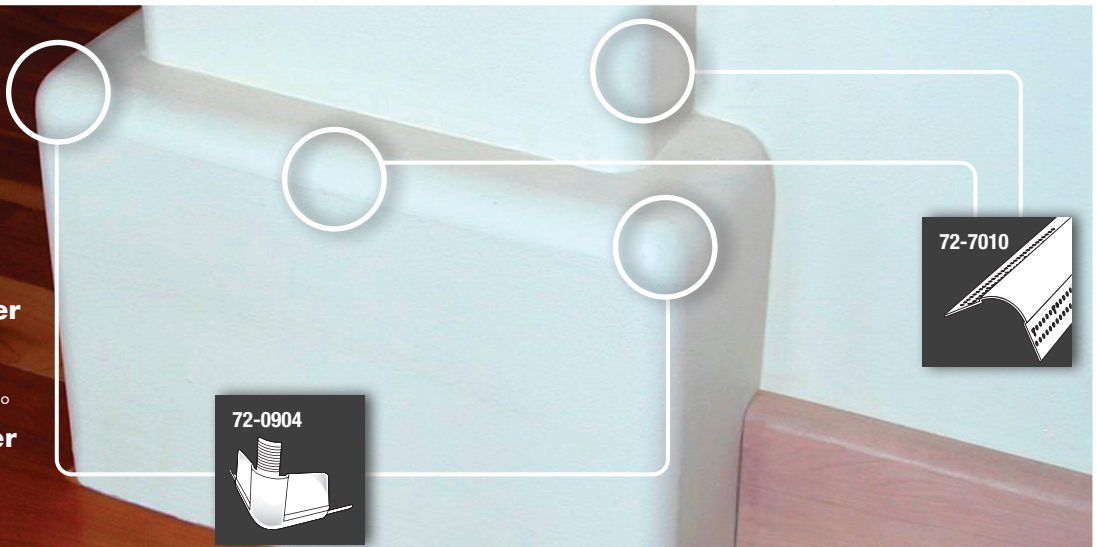
Bullnose 19mm Splicer Trim-Tex

Code	Bullnose	Ctn Qty
72-0925	19mm	1

Join two pieces of 19mm Bullnose Corner Bead using the Bullnose Splicer. Apply adhesive to the inside of both bead pieces and snap the Splicer into place for the perfect join.

The perfect, rounded corner

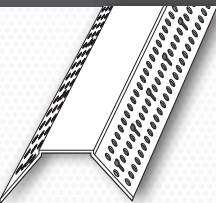
Three 19mm Bullnose Corner Beads are combined to form a soft 90° external corner using a 3 way corner piece.




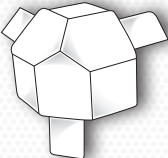


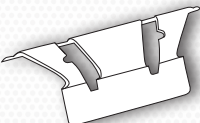
CORNER BEADS

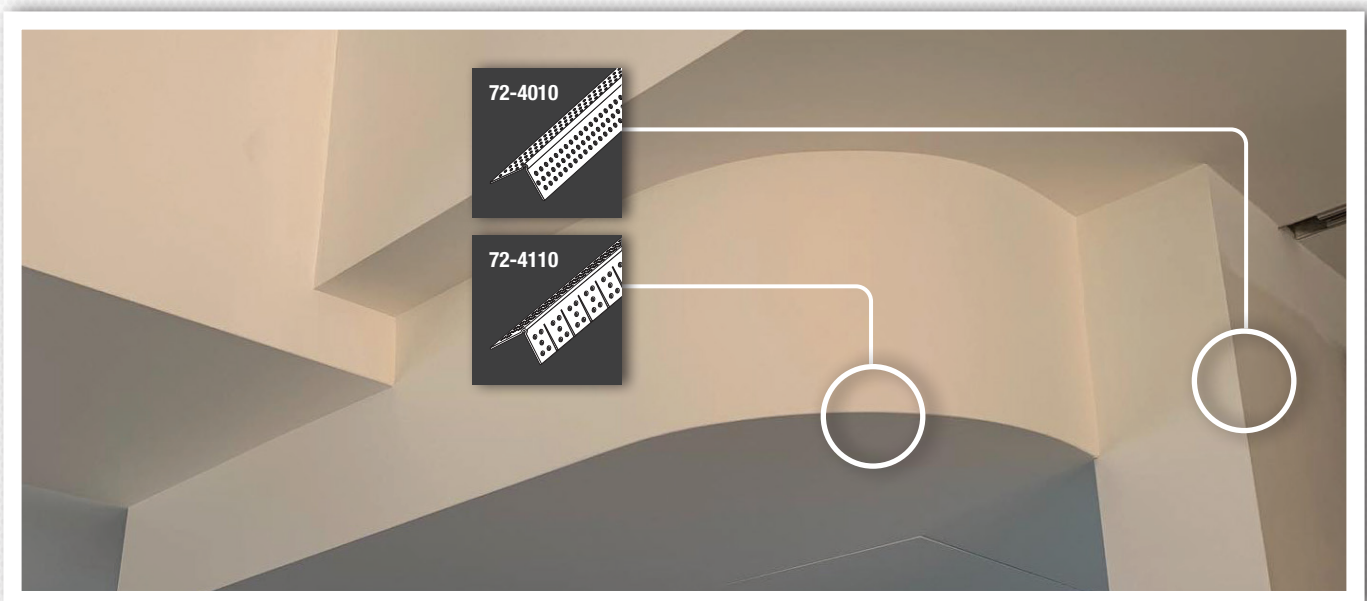
Chamfer Finish

CHAMFER CORNER BEADS 90° EXTERNAL	Code	Chamfer	Mud Legs	Length	Ctn Qty
 <p>Chamfer Bead 19mm 90° Trim-Tex Chamfer Bead 32mm 90° Trim-Tex Chamfer Bead maintains the appearance of a crisp corner with a modern appeal.</p>	72-9610	19mm	26mm	3.0m	30
	72-9510	32mm	22mm	3.0m	30

CHAMFER ARCH™ BEAD 90°	Code	Chamfer	Mud Legs	Length	Ctn Qty
 <p>Chamfer Corner Bead 90° Archway Trim-Tex Chamfer Archway Bead matches perfectly with Chamfer Corner Bead to continue the modern look on curved, free flowing features.</p>	72-9650	19mm	22mm	3.0m	30

CHAMFER CORNER PIECE	Code	Chamfer	Ctn Qty
 <p>Chamfer Outside 3 Way Corner Piece Trim-Tex Chamfer 3 Way Corner Piece is used for seamlessly finishing three 32mm Chamfer Corner Beads into a 90° Corner.</p>	72-0940	32mm	1

CHAMFER MITRE MARKER	Code	Chamfer	Ctn Qty
 <p>Chamfer Mitre Marker Trim-Tex The Chamfer Mitre Marker eliminates guess work allowing you to mark, cut and create perfect 90° and 135° inside corners.</p>	72-0943	32mm	1






CORNER BEADS

Decorative Finish

STEP A BULL CORNER BEAD



10mm Step a Bull Corner Bead Trim-Tex

The soft look of Trim-Tex Bullnose Bead paired with additional lineal details to give this favourite a decorative twist.

Code	Bullnose	Mud Legs	Length	Ctn Qty
72-7030	10mm	25mm	3.0m	20

STEP A BULL ADAPTOR




10mm Step a Bull Adaptor Trim-Tex

This adaptor creates a seamless and easy transition between 10mm Step a Bull and a square corner.

Code	Bullnose	Ctn Qty
72-997	10mm	1

NICHE CORNER BEAD



Niche Corner Bead Trim-Tex

A concave feature bead that can be used on 90° external corners, bulkheads, niches and more.

Code	Mud Legs	Length	Ctn Qty
72-64110	22mm	3.0m	15

NICHE ADAPTOR



Niche Adaptor Trim-Tex

Create the perfect transition between the concave appearance of Niche Bead and a square 90° corner.

Code	Ctn Qty
72-986	1

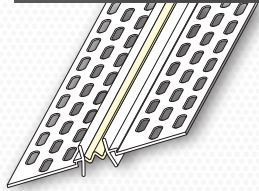


This ordinary bulkhead has been made into a decorative feature by switching regular corner bead with Trim-Tex Niche Bead.

EXPANSION BEADS & MAGIC CORNER



HIDEAWAY EXPANSION BEAD



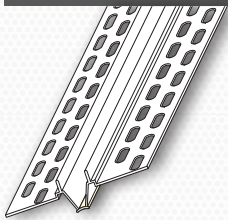
Hideaway Expansion Bead Trim-Tex

Hideaway Bead is a low profile expansion that eliminates the exposed "V" common with other products. The soft centre flexes as the structure expands while the Tear Away strips protect the centre from plaster.



Code	Expansion	Mud Legs	Length	Ctn Qty
72-2710	9mm	25mm	3.0m	25

093V EXPANSION BEAD



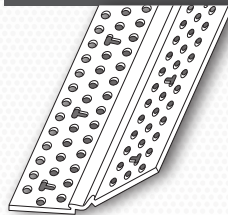
093V Expansion Bead Trim-Tex

Trim-Tex "V" Expansion Bead allows for 6mm of structural movement. The "V" shape of the bead is made from rigid PVC with a soft, flexible connection at the bottom. Tear Away strips on either side of the "V" protect the centre from damage and plaster.



Code	Expansion	Mud Legs	Length	Ctn Qty
72-093V	6mm	25mm	3.0m	20

MAGIC CORNER™



Magic Corner™ Trim-Tex

Magic Corner™ Kit Trim-Tex

Magic Corner™ is the perfect solution for off angled walls and raked ceilings. This bead combines rigid PVC on the mud legs with a soft centre allowing it to act as an expansion bead at any angle. Magic Corner™ Kit includes 1 x 35m roll of Trim-Tex Magic Corner™, a 609ml can of Spray Adhesive and an installation tool. A detailed installation and painting guide features on the box.

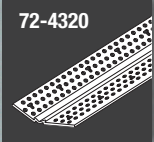
Code	Expansion	Mud Legs	Length	Ctn Qty
72-4320	9mm	25mm	60m	1
72-4325K	9mm	25mm	35m	1



Beautifully practical.


Trim-Tex Magic Corner can be used to form any inside corner while allowing for 9mm of total expansion.

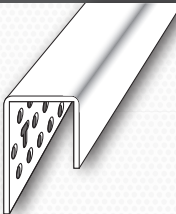
72-4320





J BEADS

J BEADS	Code	Short Leg	Long Leg	Length	Ctn Qty
 <p>Casing Bead 10mm Trim-Tex Casing Bead 13mm Trim-Tex Trim-Tex J Beads are nailed on or slipped over 10mm or 13mm plasterboard. J Beads are ideal for use under door and window encasements to finish plasterboard ends.</p>	72-1010	10mm	22mm	3.0m	50
	72-1110	13mm	22mm	3.0m	50

J BEAD SET BEAD	Code	Short Leg	Long Leg	Length	Ctn Qty
 <p>Casing Bead 13mm with Set Bead Trim-Tex Mud on J Bead slips over 13mm plasterboard when butting up to other substrates like masonry, glass as well as window and door encasements. The large slots allow for an excellent bond and a smooth finish.</p>	72-1710	13mm	28mm	3.0m	50

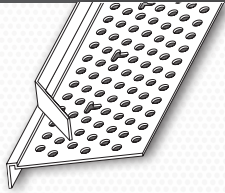
Five different Trim-Tex beads in this small section of room.

Bullnose Corner Bead softens the appearance of the window jambs drawing attention to the beautifully crafted wooden frames which were protected during plastering by Tear Away Flat Bead. Trim-Tex Niche bead complements the combination of bullnose and square corners while transforming the bulkhead into a feature.



L BEADS

OVERSIZED TEAR AWAY L BEAD




Oversized Tear Away L Bead Trim-Tex

Oversized Tear Away L Bead is designed to span large gaps with ease and also includes the popular tear away strip that protects the adjacent surface and helps reduce the amount of mess to clean up.



Code	Return	Mud Leg	Length	Ctn Qty
72-9350	10mm	57mm	3.0m	25

L BEAD



L Bead 10mm Trim-Tex L Bead 13mm Trim-Tex

Trim-Tex L Beads finish 10 and 13mm plasterboard when butting up to a different substrate.

Code	Return	Mud Leg	Length	Ctn Qty
72-3206	10mm	28mm	3.0m	80
72-3210	13mm	28mm	3.0m	80

ARCHWAY L BEAD

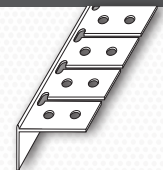


Archway L Bead 13mm Trim-Tex Archway L Bead 16mm Trim-Tex

Archway L Bead is the perfect solution for finishing columns and free form plasterboard art for example layering. Trim-Tex Archway L Bead flexes from a 250mm inside radius to a 375mm outside radius.

Code	Return	Mud Leg	Length	Ctn Qty
72-3288	13mm	28mm	3.0m	50
72-3299	16mm	28mm	3.0m	50

ARCHWAY L BEAD




Archway L Bead (architectural style) 10mm Trim-Tex Archway L Bead (architectural style) 13mm Trim-Tex

Achieve a sharper finish around columns and free form plasterboard layers. These L Beads flex to a 250mm inside radius and a 375mm outside radius.

Code	Return	Mud Leg	Length	Ctn Qty
72-AS3266	10mm	28mm	3.0m	30
72-AS3288	13mm	28mm	3.0m	50
72-AS3299	16mm	28mm	3.0m	50

OVERSIZED L BEADS

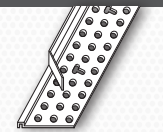


Oversized L Bead 25mm Trim-Tex Oversized L Bead 32mm Trim-Tex Oversized L Bead 53 & 68mm Trim-Tex

Oversize L Beads are designed for finishing window returns and other details, particularly during renovations.

Code	Return	Mud Leg	Length	Ctn Qty
72-3510	25mm	35mm	3.0m	50
72-3610	32mm	35mm	3.0m	50
72-3611	53 & 68mm	35mm	3.0m	50

FLAT TEAR AWAY BEAD

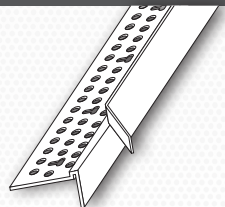


Flat Tear Away Bead Trim-Tex

Flat Tear Away Bead is used in areas where the plasterboard has been butted too close to slip the return leg behind the plasterboard.

Code	Return	Mud Leg	Length	Ctn Qty
72-9000	Flat	28mm	3.0m	50

TEAR AWAY L BEADS

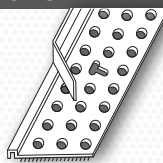


Tear Away L Bead 6mm Trim-Tex Tear Away L Bead 10mm Trim-Tex Tear Away L Bead 13mm Trim-Tex Tear Away L Bead 16mm Trim-Tex

Trim-Tex Tear Away L Beads feature an 8mm Tear Away strip that acts as a protective mask when setting and painting. Tear Away L Beads are used when butting plasterboard to another substrate.

Code	Return	Mud Leg	Length	Ctn Qty
72-9002	6mm	28mm	3.0m	50
72-9004	10mm	28mm	3.0m	50
72-9010	13mm	28mm	3.0m	50
72-9110	16mm	28mm	3.0m	50

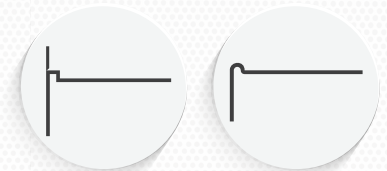
MUD SET FLAT TEAR AWAY L BEAD



Tear Away L Bead Flat Return Trim-Tex

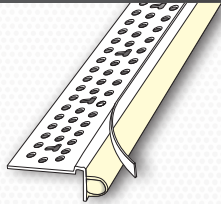
Mud Set Flat Tear Away makes it easy to create a finished edge where drywall terminates at other substrates or building components such as windows or doors. The Mud Set model of Flat Tear Away incorporates an extra long 15mm Tear Away strip that acts as a guide for your taping knife as well as protective masking.

Code	Return	Mud Leg	Length	Ctn Qty
72-MS9000	N/A	28mm	3.0m	50



L BEADS

SUPER SEAL L BEAD	Code	Return	Mud Leg	Length	Ctn Qty
-------------------	------	--------	---------	--------	---------




Super Seal Tear Away L Bead Trim-Tex

Super Seal L Bead is the perfect solution for around windows, doors and when joining plasterboard to a different substrate. The flexible gasket compresses on installation creating a permanent seal and providing structural relief along the beads perimeter.



72-9210	10mm	28mm	3.0m	25
----------------	-------------	-------------	-------------	-----------

SUPER L BEAD	Code	Return	Mud Leg	Length	Ctn Qty
--------------	------	--------	---------	--------	---------




Super L Bead Trim-Tex

Super L Beads are ideal for finishing window and door returns. The return leg measures 80mm and is pre-scored at 66, 53 and 41mm. Apply Finish Trim to the end of the return leg for odd size returns.

72-3710	80mm	35mm	3.0m	30
	<small>(66, 53, 41mm)</small>			

SUPER ARCHWAY L BEAD	Code	Return	Mud Leg	Length	Ctn Qty
----------------------	------	--------	---------	--------	---------

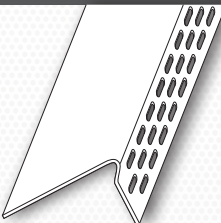


Super L Bead Archway Trim-Tex

Super L Beads are ideal for finishing arched window and door returns. The return leg measures 80mm and is pre-scored at 66, 53 and 41mm. Apply Finish Trim to the end of the return leg for odd size returns.

72-3810	80mm	35mm	3.0m	30
	<small>(66, 53, 41mm)</small>			

GIANT L BEAD	Code	Return	Mud Leg	Length	Ctn Qty
--------------	------	--------	---------	--------	---------




Giant L Bead Trim-Tex

Giant L Beads are ideal for finishing window and door returns. The return leg measures 145mm and is pre-scored at 122, 109 and 95mm. Apply Finish Trim to the end of the return leg for odd size returns.

72-3850	145mm	35mm	3.0m	20
	<small>(122, 109, 95mm)</small>			

GIANT ARCHWAY L BEAD	Code	Return	Mud Leg	Length	Ctn Qty
----------------------	------	--------	---------	--------	---------

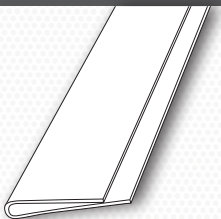


Giant L Bead Archway Trim-Tex

Giant L Beads are ideal for finishing arched window and door returns. The return leg measures 145mm and is pre-scored at 122, 109 and 95mm. Apply Finish Trim to the end of the return leg for odd size returns.

72-3860	145mm	35mm	3.0m	20
	<small>(122, 109, 95mm)</small>			

FINISH TRIM	Code	Return	Length	Ctn Qty
-------------	------	--------	--------	---------



Finish Trim for Super & Giant L Bead Trim-Tex


Finish Trim slips over the return end of all Super and Giant L Beads to achieve sizes not covered by the pre-scoring.

72-3910	25mm	3.0m	30
----------------	-------------	-------------	-----------



L BEADS

BULLNOSE J ROUND	Code	Return	Mud Leg	Length	Ctn Qty
------------------	------	--------	---------	--------	---------

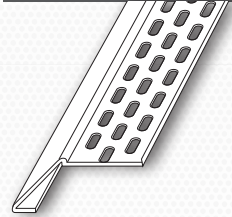


Bullnose J Round Trim-Tex

Bullnose J Round finishes windows, door openings and layered features with a soft, round effect. J Round is fitted after the plasterboard is installed.

72-7410	19mm	25mm	3.0m	30
---------	------	------	------	----

CHAMFER STOP	Code	Return	Mud Leg	Length	Ctn Qty
--------------	------	--------	---------	--------	---------

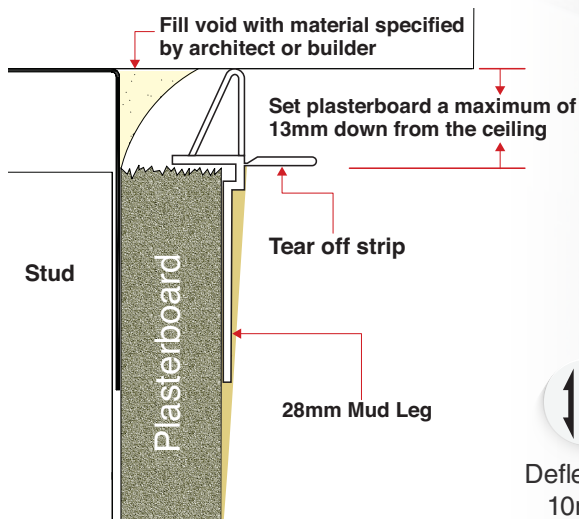




Chamfer Stop Trim-Tex


Chamfer Stop finishes windows, door openings and layered features with a crisp, modern effect. This decorative bead is fitted after the Plasterboard is installed.

72-9530	13mm	25mm	3.0m	30
---------	------	------	------	----

Protect against structural movement. Wall Mounted Deflection Bead is designed to be installed against a ceiling or concrete deck where structural movement is a possibility and inside corner cracking can occur as a result.



 Deflection
10mm

 Tear Away
6mm

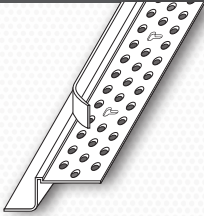
 Mud Leg
28mm

 Made in
USA

SHADOW & REVEAL BEADS



SHADOW BEAD TEAR AWAY



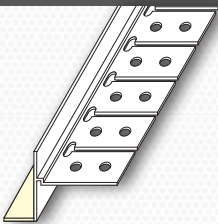
- Shadow Bead Tear Away 6mm Trim-Tex
- Shadow Bead Tear Away 13mm Trim-Tex
- Shadow Bead Tear Away 10mm Trim-Tex

Tear Away Shadow Bead creates attractive reveals when butting up to door jambs, skirting and other features. The 8mm Tear Away strip guides your taping knife while protecting the reveal from plaster and paint.



Code	Shadow	Mud Legs	Length	Ctn Qty
72-5390T	6x10mm	25mm	3.0m	25
72-5510T	13x13mm	25mm	3.0m	25
72-5520T	10x10mm	25mm	3.0m	25

ARCHWAY SHADOW BEAD TEAR AWAY



- Archway Shadow Bead Tear Away 10mm Trim-Tex

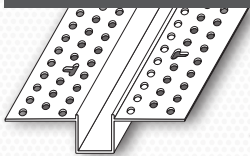
Archway Shadow Bead flexes to a minimum 1200mm inside radius or a 600mm outside radius to create reveal effects around columns or curved walls. The 8mm Tear Away strip guides your taping knife while protecting the reveal from plaster and paint.

*A heat gun can be used to smooth out the return leg if it wrinkles.



Code	Shadow	Mud Legs	Length	Ctn Qty
72-5550T	10x10mm	32mm	3.0m	25

REVEAL BEADS

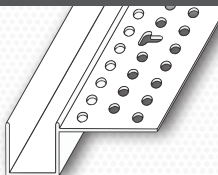


- Reveal Bead Trim-Tex
- Reveal Bead Trim-Tex
- Reveal Bead Trim-Tex
- Reveal Bead Trim-Tex

Trim-Tex Reveal Beads create an attractive eye catching recess in the plasterboard finish. These Reveal Beads can be used with RL6 Fibre Optic Cable.

Code	Shadow	Mud Legs	Length	Ctn Qty
72-AS5150	6 x 6mm	25mm	3.0m	30
72-AS5110	13 x 13mm	25mm	3.0m	20
72-AS5130	10 x 10mm	25mm	3.0m	20
72-AS5310	13 x 25mm	25mm	3.0m	15

F REVEAL BEADS




- F Reveal Bead Trim-Tex

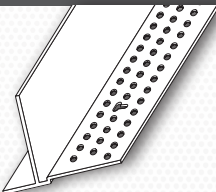



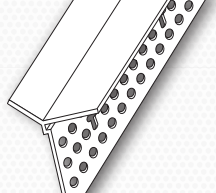
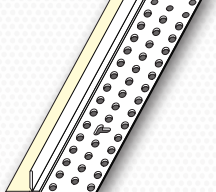
Architectural F Reveal Bead creates the sharpest clean edge reveal effect when butting up to a door jamb, window and other unfinished interior architectural components on. For use with 10mm plasterboard.

Code	Shadow	Mud Legs	Length	Ctn Qty
72-AS8720	10 x 10mm	25mm	3.0m	25

Not your average square set.
Tear Away Shadow Bead was used around the perimeter of this room to include a subtle feature while maintaining a square, modern appearance.



SPECIALTY BEADS

ACCESS DOOR BEAD		Code	Flange	Return	Length	Ctn Qty
	<p>Mud on Access Door Bead Trim-Tex</p> <p>Access Door Bead is designed for finishing plasterboard around manhole frames and access holes. The flange provides a platform for the plasterboard door to sit on.</p>	72-8020	16mm	36mm	3.0m	12
ANGLE MASTER™		Code	Mud Legs	Length	Ctn Qty	
	<p>Angle Master™ Trim-Tex</p> <p>Angle Master™ is an 82mm wide, flexible corner tape from Trim-Tex. It has been specially engineered to create a sharp corner at any angle and features Trim-Tex's patented Mud Lock Technology to assist in creating an exceptionally strong bond to the plasterboard surface. Angle Master is installed with joint compound only and is available as a 30.5m roll.</p>	72-MS325	41mm	30.5m	1	
FAST CAP		Code	Cap Size	Mud Legs	Length	Ctn Qty
	<p>Fast Cap 89mm Trim-Tex</p> <p>Fast Cap is designed to finish doorways, wall ends and closets in one easy application - eliminating the need for corner beads. 89mm Fast Cap is made for a 64mm stud and 2 sheets of 13mm plasterboard.</p>	72-4883	89mm	35mm	3.0m	10
FLEX GRID ANGLE		Code	Leg Size	Leg Size	Length	Ctn Qty
	<p>Flex Grid Angle 22mm Trim-Tex</p> <p>Flex Grid Angle is used to finish suspended ceilings terminating at curved walls or surfaces and also suits finishing round columns. Flex Grid Angle curves to a minimum inside radius 1500mm and a 140mm minimum outside radius.</p>	72-8158M	28mm	22mm	2.4m	10
LED LIGHT BEAD		Code	Leg Size	Mud Legs	Length	Ctn Qty
	<p>LED Light Bead Trim-Tex</p> <p>Trim-Tex LED Light Bead installs directly into the plasterboard. It features an angled leg that allows an LED strip to be installed at the optimal light angle while also creating an accent shadow for a clean, sharp look. This profile accommodates a 10mm LED Strips (sold separately).</p>	72-LED10	16mm	25mm	3.0m	20
DEFLECTION BEAD		Code	Deflection	Mud Legs	Length	Ctn Qty
	<p>Wall Mounted Deflection Bead Trim-Tex</p> <p>Wall Mounted Deflection Bead prevents inside corner cracking when installed against a ceiling or concrete deck that may be subject to structural movement. The flexible gasket expands and compresses providing up to 10mm total deflection. The 6mm Tear Away strip leaves a clean, finished edge reducing labour and clean up.</p>	72-9220	10mm	30mm	3.0m	21



ACCESSORIES

SPRAY ADHESIVE




Adhesive Spray Trim-Tex

Trim-Tex low VOC Spray Adhesive is a high tack, pressure sensitive adhesive engineered to be used with Trim-Tex Beads and Accessories.

Code: 72-847 Volume: 609ml Ctn Qty: 12

SANDING BLOCK ANGLED



Sanding Block Angled 1pc Trim-Tex


Sanding Block Angled 100pcs Trim-Tex

Sanding Block Angled Premium 1pc Trim-Tex

Code	Size	Ctn Qty
72-885	125x70x25mm	24
72-886	125x70x25mm	1
72-887	150x70x25mm	16

Trim-Tex Sanding Blocks have been designed with angled sides for sanding corners without scuffing the opposing wall. The sanding block features 2 sides with a fine grit and 2 with a medium grit.

SANDING SPONGE



Sanding Sponge Trim-Tex

The sanding sponge is a fine grit, flexible, sanding pad. Its flexibility makes it perfect for use when sanding Bullnose and Chamfer Beads.

Code	Size	Ctn Qty
72-881	140x115x5mm	50

SANDER & SANDING PADS



Black Widow™ Pro Series Sander Trim-Tex N

Code: 72-540 Ctn Qty: 1


Trim-Tex *Black Widow™* Pro Series Sander has a no flip design and 60% larger sanding surface compared to blocks.



Black Widow™ Sanding Pads Fine N Black Widow™ Sanding Pads Medium N

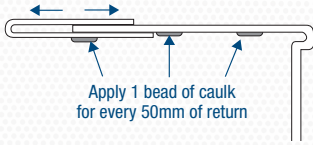
72-560F	152x203x.06mm	6
72-560M	152x203x.06mm	6

Trim-Tex *Black Widow™* Sanding Pads abrasive grit is bonded directly to the foam back so there's no hard edges to scuff inside corners.



INSTALLATION ADVICE

L Bead Installation



Apply 1 bead of caulk for every 50mm of return

Use a siliconized acrylic caulk such as Bostic Xtreme Flex when installing Trim-Tex Beads with return legs.

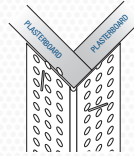
Spray Adhesive 847

Spray a liberal coat of 847 to the inside of the bead as well as the surface of the plasterboard. Apply firm even pressure to ensure a solid bond.



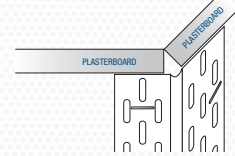
Trim-Tex 847 low VOC Spray Adhesive is a high tack, pressure sensitive spray adhesive specifically designed to be used to install Trim-Tex Beads.

90° External Bead



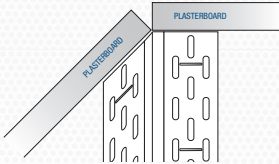
Trim-Tex Corner Beads are installed quickly and easily with 847 Spray Adhesive and staples. The result is a dent resistant, square, 90° corner.

135° External Bead



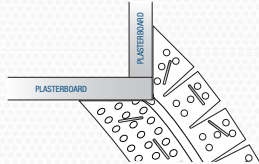
Trim-Tex Splayed External Beads adjust to external angles between 120°-140° providing a more open feel.

135° Internal Bead



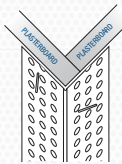
Adjustable Internal Beads produce sharp corners on inside corners between 70°-120°. Adjustable Internal Beads are not suitable for areas where structural movement is a concern.

Archway Corner Bead



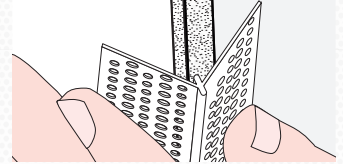
Produce free flowing curves with Trim-Tex Archway Beads. Install with Spray Adhesive and staples. Staple every tab for ultimate bond.

Slimline 90° External Bead



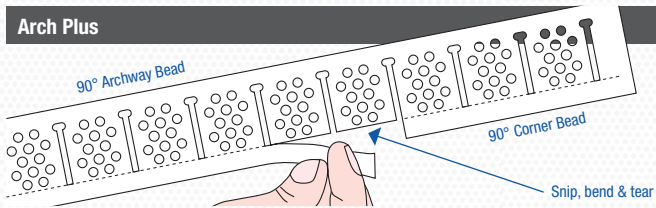
Reduce skirting deflection with Slimline Corner Bead. Slimline creates a lower profile 90° angle while reducing the amount of compound required.

Rigid Corner Bead Minimal Setback



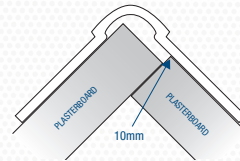
Rigid Corner Bead creates the sharpest corner in the Trim-Tex range and combines perfectly with Rigid Archway and Rigid Splayed outside Bead to continue the look.

Arch Plus



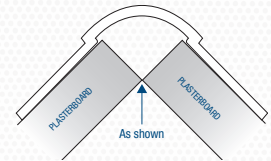
Arch Plus transitions from a 90° Corner to a 90° Arch Bead quickly and easily. Simply snip, bend and remove the Tear Away strip.

10mm Bullnose Minimal Setback



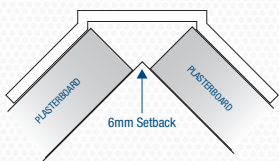
10mm Bullnose Beads soften sharp corners for a more contemporary look. Trim-Tex Beads are installed with 847 Spray Adhesive and 10mm staples.

19mm Bullnose Minimal Setback



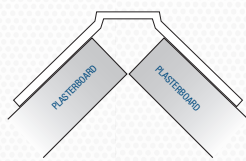
19mm Bullnose Beads give plasterboard corners a smoother appearance and are perfect for high traffic areas where a higher degree of impact resistance is desired.

32mm Chamfer Bead Minimal Setback



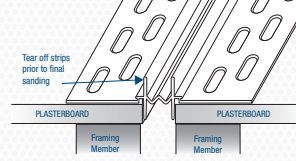
32mm Chamfer Bead maintains the appearance of a crisp corner with twin profile lines resulting in a softer look.

19mm Chamfer Bead Minimal Setback



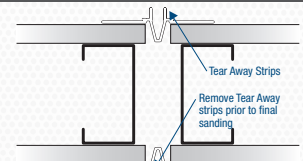
Installing 19mm Chamfer Bead results in a narrower more subtle appearance than the traditional 32mm Chamfer while maintaining the modern twin profile lines.

72-2710 Installation



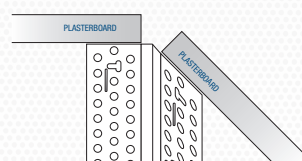
Hideaway Expansion Joint is perfect for areas where structural movement is a concern. The soft centre provides up to 9mm of expansion.

72-093V Installation



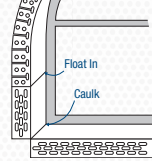
Trim-Tex "V" Expansion Bead allows for up to 6mm of structural movement. The Tear Away strips protect the exposed "V" from plaster and removes prior to painting for a clean finish.

Magic Corner



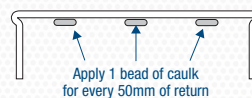
Magic Corner™ is the perfect solution for off angles and raked ceilings. The soft centre of the Magic Corner allows for up to 9mm of structural movement.

Super & Giant L Beads



Super and Giant L Beads are used to finish window returns and door jambs. Bullnose Super and Giant L Beads are available so the soft Bullnose look can be continued throughout an entire building.

Caulk Application



Apply 1 bead of caulk for every 50mm of return

Apply a continuous bead of caulk for every 50mm of solid return leg. Bostic Xtreme Flex siliconized acrylic caulk is ideal for installing Super and Giant L Beads as well as Trim-Tex Fast Cap.

For full installation instructions please check the product data sheets available from the website www.wallboardtools.com.au


RESOURCES

TRIM-TEX DATA SHEET

Trim-Tex Product Data Sheets detail the correct installation method for each of the Trim-Tex Beads. The Data Sheets also outline recommended setback on easy to read diagrams. Download the full set of Trim-Tex data sheets from the Wallboard Tools website under "Tech" or the PlasterArt website under resources.

CAD DRAWINGS

Detailed CAD drawings of all Trim-Tex Beads are available. Download the CAD files from the Wallboard Tools website under "Tech" or the PlasterArt website under resources.

PLASTERART

PlasterArt.com.au is the home for creativity in plastering. PlasterArt has been designed to showcase Trim-Tex beads and accessories as well as some of the features and effects that can be achieved when working the extensive range. The Plaster Art gallery contains a collection of images that inspire creativity and illustrate just how versatile and practical Trim-Tex is.

PlasterArt.com.au is continually evolving to include even more helpful tools including videos, CAD files and Product Data Sheets.

Subscribe to the feed today to be kept up-to-date with the new products, photos, projects and much more.

FACEBOOK

Find PlasterArt on Facebook by typing www.facebook.com/plasterart into the browser address bar. If you are a member of Facebook hit the "Like" button near the page title to stay up-to-date with all the news for PlasterArt and to be able to participate in Facebook only competitions and giveaways.

WARRANTY

Trim-Tex, Inc. warrants that the products manufactured by Trim-Tex to be free from manufacturing defects when installed in accordance with the guidelines and instructions, where indicated and in accordance to the customary and ordinary standards of the industry.

Trim-Tex, Inc.'s sole responsibility shall be for the replacement of the product only, when it has been determined by Trim-Tex, Inc. that the product was defective as a result of manufacturing and not as a result of improper installation or handling. Trim-Tex assumes no liability or responsibility for any direct, indirect or consequential damages that may arise from the use of any product manufactured by Trim-Tex. Trim-Tex assumes no responsibility for any defective product not manufactured by Trim-Tex in which a product of Trim-Tex is attached to or made a part of said product.

Neither Trim-Tex, it's officers, agents or employees have the authority to make any other warranty either orally or in writing.

INSTALLATION

General

- 1) Ensure the substrate is true and plumb.
- 2) Remove excess overhang of plasterboard prior to installation of Trim-Tex Bead.
- 3) Spray a liberal coat of Trim-Tex 847 Spray Adhesive to the inside of the Trim-Tex bead as well as the surface of the plasterboard where the Trim-Tex bead is to be installed.
- 4) Apply firm even pressure to the mud legs using the Trim-Tex Cleaning Tool to ensure a solid bond.
- 5) Staple through the mud leg(s) of the Trim-Tex bead at 200mm centres maximum using 10mm staples. When installing an Archway Bead, staple every tab.
- 6) Re-apply pressure to the mud leg of the Trim-Tex Bead.
- 7) Set the Trim-Tex bead with an approved compound (refer to standard ASTM-C475-02 or the Plasterboard Manufacturers recommendations).

Super & Giant L Bead Installation

- 1) Pre cut all parts to fit the return. Leave 1.5mm clearance on ends. To use pre-scored marks, back bend at the desired score mark several times and then tear off the strip. Slip on the finish trim (if required). Use Mitre Marker for mitering 90° and 135° corners on Bullnose Super and Giant L Beads.
- 2) Apply 2 or 3 beads of Bostik Xtreme Flex Siliconized Acrylic Caulk onto return for full coverage. Make sure the adhesive covers Finish Trim (if used).
- 3) Align the "L" Bead onto the return and press firmly into place.
- 4) Staple the mud leg to the wall at 200mm centres maximum using 10mm staples. When installing an Archway Bead staple every tab.
- 5) Always extend Archway "L's" beyond the arch approximately 400mm onto the straight area where there is sufficient backing material to allow for the butt joint to be properly adhered and to provide a flat surface for floating the butt joint.
- 6) Before paint, float and tape all straight butt joints, caulk corner joints and caulk along the window frame.

For installation information specific to a particular Bead please download the Product Data Sheet from the Wallboard Tools Website (www.wallboardtools.com.au)

Mud Set Beads

- 1) Apply Base Compound to corner or alternatively directly to the bead using a Hopper.
- 2) Apply Mud Set Bead to the wall.
- 3) Using the Trim-Tex Pro Series Roller or taping knife, press the bead firmly onto the wall allowing the compound to penetrate the micro perforations. The Mud Set Bead will self level on the corner.
- 4) Apply the first coat of compound to the Mud Set Bead.

TRADEMARKS

Trim-Tex, 350 Bull, Angle Master, Black Widow and Magic Corner are trademarks of Trim-Tex, Inc. Wallboard Tools and Slimlinebead are trademarks of Wallboard Tool Co. Pty Ltd.



30 Leda Drive, West Burleigh QLD 4219 Australia
PO BOX 2508 Burleigh BC QLD 4220

2/16 Kenoma Place, Arndell Park NSW 2148 Australia

19 Merri Concourse, Campbellfield VIC 3061 Australia

2/60 Wittenberg Drive, Canning Vale WA 6155 Australia

Ph: 1300 653 177 | Fx: 1300 657 442

International Ph: 61 7 5535 7655 | International Fx: 61 7 5535 7741

Sales Email: sales@wallboardtools.com.au

www.wallboardtools.com.au

www.plasterart.com.au

 www.facebook.com/wallboardtools

 www.youtube.com/wallboardtools

 [@wallboardtools](https://www.instagram.com/wallboardtools)

Distributors: